

Educator Preparation Institutional Report Card
for Performance on Required Content Knowledge and Pedagogy Tests

and

Responses to the First-Year Teacher Survey created by the
Alabama Association of Colleges for Teacher Education

for

Jacksonville State University

Administered by the
Alabama State Department of Education

September 2018

Report and Survey Information

Educator Preparation Institutional Report Card

Performance on Required Content Knowledge and Pedagogy Tests

To earn an Alabama educator certificate, based on completion of a traditional approach, an applicant must complete an approved program with a prescribed grade point average (GPA) and meet assessment requirements. Current assessment requirements include a written test of pedagogical knowledge (Principles of Learning and Teaching) and a Praxis content test specific to the teaching field or subject for which certification is sought. No exceptions are made with regard to these requirements.

Responses to the First-Year Teacher Survey created by the

Alabama Association of Colleges for Teacher Education

Alabama Association of Colleges for Teacher Education members developed a survey to be administered electronically to first-year teachers who, during the 2016-2017 school year, completed an Alabama State Board of Education-approved undergraduate (Class B) or alternative master's degree (Class A) program leading to their first or initial Professional Educator Certificate. A companion survey was administered electronically to the employers of those first-year teachers. Data provided in this report include a summary of survey categories and the percentage of first-year teachers who strongly agreed, agreed, disagreed, or strongly disagreed that their program prepared them to teach successfully. The data also provide the percentage of employers who rated their first-year teachers as teacher leader, effective teacher, emerging teacher, or ineffective teacher.

Educator Preparation Institutional Report Card
 Performance on Required Content Knowledge and Pedagogy
 Jacksonville State University - Class B - Principles of Teaching and Learning

Program Approval & Accreditation

| | |
|-------------------------|-----|
| Programs Are Approved | Yes |
| Programs Are Accredited | Yes |

Number of Certificates Earned

| |
|-----|
| 245 |
|-----|

Nationally Recognized Programs

| | |
|-------------------------------------|--|
| Family and Consumer Science Educa.. | American Association for Family and Consumer Science |
| Music Education | National Association for Schools of Music |

* - Information not reported for less than five test takers
 X - Either an inactive program or no program in the specific area

| Subject | Subtest | Number of Test Takers | Number Passed After | Percent Passed After | Number Passed After | Percent Passed After | Number Passed After | Percent Passed After |
|----------------------------|------------------------------|-----------------------|---------------------|----------------------|---------------------|----------------------|---------------------|----------------------|
| | | | One Attempt | One Attempt | Two Attempts | Two Attempts | Three+ Attempts | Three+ Attempts |
| Career & Technical Educa.. | Career & Technical Education | 8 | 7 | 88% | 1 | 13% | 0 | 0% |
| Early Childhood Education | Early Childhood Education | 77 | 76 | 99% | 1 | 1% | 0 | 0% |
| Elementary Education | Elementary Education | 80 | 79 | 99% | 1 | 1% | 0 | 0% |
| English Language Arts | English Language Arts | 17 | 16 | 94% | 1 | 6% | 0 | 0% |
| Health/Physical Education | Health/Physical Education | 11 | 6 | 55% | 2 | 18% | 3 | 27% |
| Languages Other Than En.. | Languages Other Than English | * | * | * | * | * | * | * |
| Mathematics | Mathematics | 8 | 8 | 100% | 0 | 0% | 0 | 0% |
| Performing Arts | Performing Arts | 12 | 8 | 67% | 3 | 25% | 1 | 8% |
| Sciences | Sciences | * | * | * | * | * | * | * |
| Social Studies | Social Studies | 12 | 10 | 83% | 2 | 17% | 0 | 0% |
| Special Education | Special Education | 12 | 11 | 92% | 1 | 8% | 0 | 0% |

Educator Preparation Institutional Report Card
 Performance on Required Content Knowledge and Pedagogy
 Jacksonville State University - Class B - IN ED Praxis Content Tests

Program Approval & Accreditation

Programs Are Approved Yes
 Programs Are Accredited Yes

Number of Certificates Earned

245

Nationally Recognized Programs

Family and Consumer Science Educa.. American Association for Family and Consumer Science
 Music Education National Association for Schools of Music

* - Information not reported for less than five test takers
 X - Either an inactive program or no program in the specific area

| Subject | Subtest | Number of Test Takers | Number Passed After | Percent Passed After | Number Passed After | Percent Passed After | Number Passed After | Percent Passed After |
|---------------------------|----------------------------|-----------------------|---------------------|----------------------|---------------------|----------------------|---------------------|----------------------|
| | | | One Attempt | One Attempt | Two Attempts | Two Attempts | Three+ Attempts | Three+ Attempts |
| Early Childhood Education | Early Childhood Education | 77 | 72 | 94% | 4 | 5% | 1 | 1% |
| | Teaching of Reading | 77 | 67 | 87% | 8 | 10% | 2 | 3% |
| Elementary Education | Multiple Subjects: Reading | 80 | 61 | 76% | 10 | 13% | 9 | 11% |
| | Teaching of Reading | 80 | 71 | 89% | 7 | 9% | 2 | 3% |
| Health/Physical Education | Health/Physical Education | 14 | 10 | 71% | 2 | 14% | 2 | 14% |
| Special Education | Core Knowledge/Application | 12 | 11 | 92% | 0 | 0% | 1 | 8% |
| | Multiple Subjects: Reading | 11 | 8 | 73% | 3 | 27% | 0 | 0% |

Educator Preparation Institutional Report Card
 Performance on Required Content Knowledge and Pedagogy
 Jacksonville State University - Class B - NOT IN ED Praxis Content Tests

Program Approval & Accreditation

| | |
|-------------------------|-----|
| Programs Are Approved | Yes |
| Programs Are Accredited | Yes |

Number of Certificates Earned

| |
|-----|
| 245 |
|-----|

Nationally Recognized Programs

| | |
|-------------------------------------|--|
| Family and Consumer Science Educa.. | American Association for Family and Consumer Science |
| Music Education | National Association for Schools of Music |

* - Information not reported for less than five test takers
 X - Either an inactive program or no program in the specific area

| Subject | Subtest | Number of Test Takers | Number Passed After | Percent Passed After | Number Passed After | Percent Passed After | Number Passed After | Percent Passed After |
|----------------------------|-----------------------------------|-----------------------|---------------------|----------------------|---------------------|----------------------|---------------------|----------------------|
| | | | One Attempt | One Attempt | Two Attempts | Two Attempts | Three+ Attempts | Three+ Attempts |
| Career & Technical Educa.. | Career & Technical Education | X | X | X | X | X | X | X |
| Elementary Education | Multiple Subjects: Mathematics | 80 | 57 | 71% | 14 | 18% | 9 | 11% |
| | Multiple Subjects: Science | 80 | 53 | 66% | 12 | 15% | 15 | 19% |
| | Multiple Subjects: Social Studies | 80 | 58 | 73% | 13 | 16% | 9 | 11% |
| English Language Arts | English Language Arts | 17 | 17 | 100% | 0 | 0% | 0 | 0% |
| Mathematics | Mathematics | 8 | 4 | 50% | 0 | 0% | 4 | 50% |
| Performing Arts | Performing Arts | 12 | 10 | 83% | 1 | 8% | 1 | 8% |
| Sciences | Sciences | * | * | * | * | * | * | * |
| Social Studies | Social Studies | 12 | 9 | 75% | 0 | 0% | 3 | 25% |
| Special Education | Multiple Subjects: Mathematics | 11 | 9 | 82% | 2 | 18% | 0 | 0% |
| | Multiple Subjects: Science | 11 | 7 | 64% | 2 | 18% | 2 | 18% |
| | Multiple Subjects: Social Studies | 11 | 9 | 82% | 1 | 9% | 1 | 9% |

Educator Preparation Institutional Report Card
 Performance on Required Content Knowledge and Pedagogy
 Jacksonville State University - Class A - Principles of Teaching and Learning

Program Approval & Accreditation

| | |
|-------------------------|-----|
| Programs Are Approved | Yes |
| Programs Are Accredited | Yes |

Number of Certificates Earned

| |
|----|
| 36 |
|----|

Nationally Recognized Programs

| | |
|-----------------|---|
| Music Education | National Association for Schools of Music |
|-----------------|---|

* - Information not reported for less than five test takers
 X - Either an inactive program or no program in the specific area

| Subject | Subtest | Number of Test Takers | Number Passed After | Percent Passed After | Number Passed After | Percent Passed After | Number Passed After | Percent Passed After |
|----------------------------|------------------------------|-----------------------|---------------------|----------------------|---------------------|----------------------|---------------------|----------------------|
| | | | One Attempt | One Attempt | Two Attempts | Two Attempts | Three+ Attempts | Three+ Attempts |
| Career & Technical Educa.. | Career & Technical Education | * | * | * | * | * | * | * |
| Early Childhood Education | Early Childhood Education | * | * | * | * | * | * | * |
| Elementary Education | Elementary Education | 10 | 10 | 100% | 0 | 0% | 0 | 0% |
| English Language Arts | English Language Arts | * | * | * | * | * | * | * |
| Health/Physical Education | Health/Physical Education | * | * | * | * | * | * | * |
| Languages Other Than En.. | Languages Other Than English | X | X | X | X | X | X | X |
| Mathematics | Mathematics | * | * | * | * | * | * | * |
| Performing Arts | Performing Arts | * | * | * | * | * | * | * |
| Sciences | Sciences | 6 | 5 | 83% | 1 | 17% | 0 | 0% |
| Social Studies | Social Studies | * | * | * | * | * | * | * |
| Special Education | Special Education | 9 | 9 | 100% | 0 | 0% | 0 | 0% |

Educator Preparation Institutional Report Card
 Performance on Required Content Knowledge and Pedagogy
Jacksonville State University - Class A - IN ED Praxis Content Tests

Program Approval & Accreditation

Programs Are Approved Yes
Programs Are Accredited Yes

Number of Certificates Earned

36

Nationally Recognized Programs

Music Education National Association for Schools of Music

* - Information not reported for less than five test takers
 X - Either an inactive program or no program in the specific area

| Subject | Subtest | Number of Test Takers | Number Passed After | Percent Passed After | Number Passed After | Percent Passed After | Number Passed After | Percent Passed After |
|---------------------------|----------------------------|-----------------------|---------------------|----------------------|---------------------|----------------------|---------------------|----------------------|
| | | | One Attempt | One Attempt | Two Attempts | Two Attempts | Three+ Attempts | Three+ Attempts |
| Early Childhood Education | Early Childhood Education | * | * | * | * | * | * | * |
| | Teaching of Reading | * | * | * | * | * | * | * |
| Elementary Education | Multiple Subjects: Reading | 10 | 8 | 80% | 1 | 10% | 1 | 10% |
| | Teaching of Reading | 10 | 9 | 90% | 1 | 10% | 0 | 0% |
| Health/Physical Education | Health/Physical Education | * | * | * | * | * | * | * |
| Special Education | Core Knowledge/Application | 9 | 9 | 100% | 0 | 0% | 0 | 0% |
| | Multiple Subjects: Reading | 8 | 7 | 88% | 1 | 13% | 0 | 0% |

Educator Preparation Institutional Report Card
 Performance on Required Content Knowledge and Pedagogy
 Jacksonville State University - Class A - NOT IN ED Praxis Content Tests

Program Approval & Accreditation

| | |
|-------------------------|-----|
| Programs Are Approved | Yes |
| Programs Are Accredited | Yes |

Number of Certificates Earned

| |
|----|
| 36 |
|----|

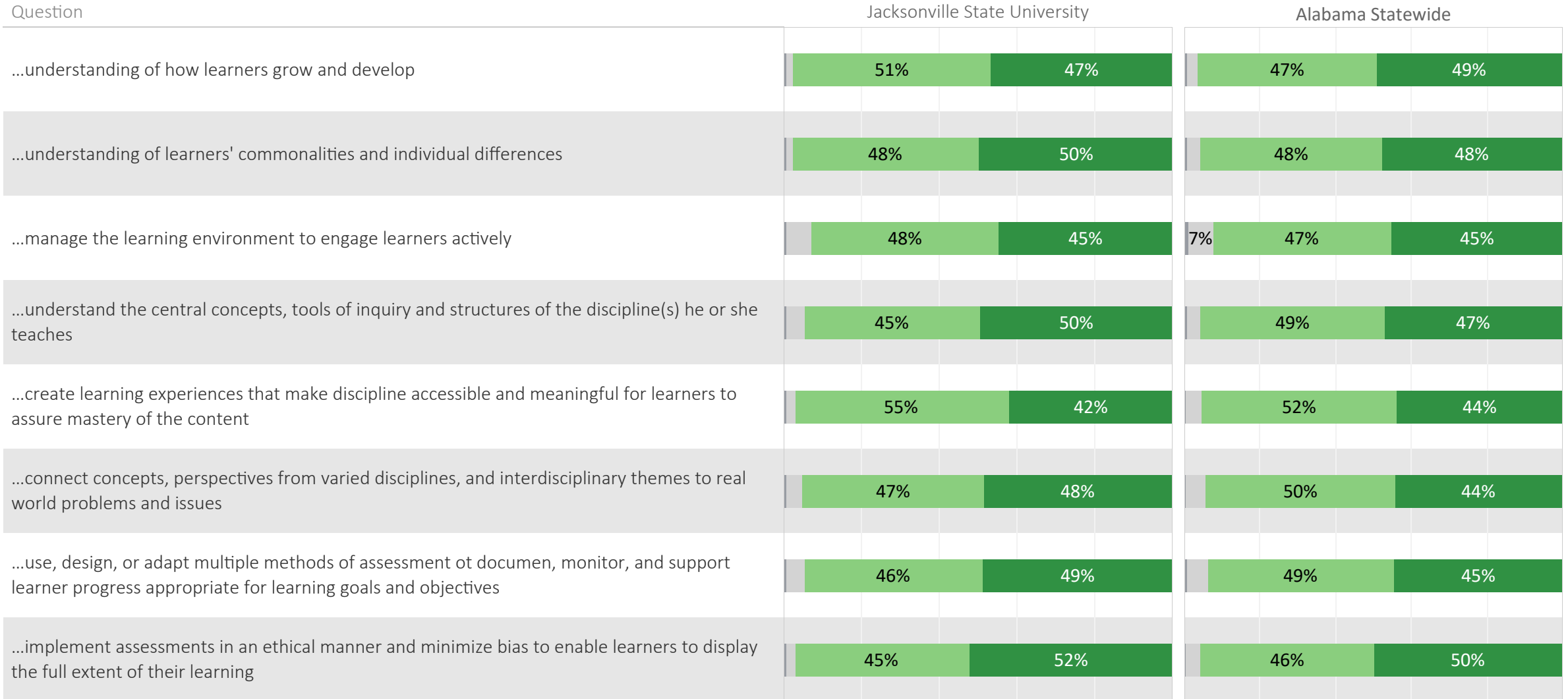
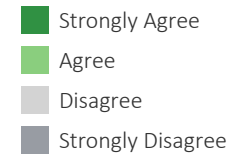
Nationally Recognized Programs

| | |
|-----------------|---|
| Music Education | National Association for Schools of Music |
|-----------------|---|

* - Information not reported for less than five test takers
 X - Either an inactive program or no program in the specific area

| Subject | Subtest | Number of Test Takers | Number Passed After | Percent Passed After | Number Passed After | Percent Passed After | Number Passed After | Percent Passed After |
|----------------------------|-----------------------------------|-----------------------|---------------------|----------------------|---------------------|----------------------|---------------------|----------------------|
| | | | One Attempt | One Attempt | Two Attempts | Two Attempts | Three+ Attempts | Three+ Attempts |
| Career & Technical Educa.. | Career & Technical Education | X | X | X | X | X | X | X |
| Elementary Education | Multiple Subjects: Mathematics | 10 | 6 | 60% | 2 | 20% | 2 | 20% |
| | Multiple Subjects: Science | 10 | 9 | 90% | 1 | 10% | 0 | 0% |
| | Multiple Subjects: Social Studies | 10 | 9 | 90% | 1 | 10% | 0 | 0% |
| English Language Arts | English Language Arts | * | * | * | * | * | * | * |
| Mathematics | Mathematics | * | * | * | * | * | * | * |
| Performing Arts | Performing Arts | * | * | * | * | * | * | * |
| Sciences | Sciences | * | * | * | * | * | * | * |
| Social Studies | Social Studies | * | * | * | * | * | * | * |
| Special Education | Multiple Subjects: Mathematics | 8 | 7 | 88% | 0 | 0% | 1 | 13% |
| | Multiple Subjects: Science | 8 | 8 | 100% | 0 | 0% | 0 | 0% |
| | Multiple Subjects: Social Studies | 8 | 7 | 88% | 1 | 13% | 0 | 0% |

Responses to the First-Year Teacher Survey created by the
Alabama Association of Colleges for Teacher Education
Jacksonville State University - Teacher Responses

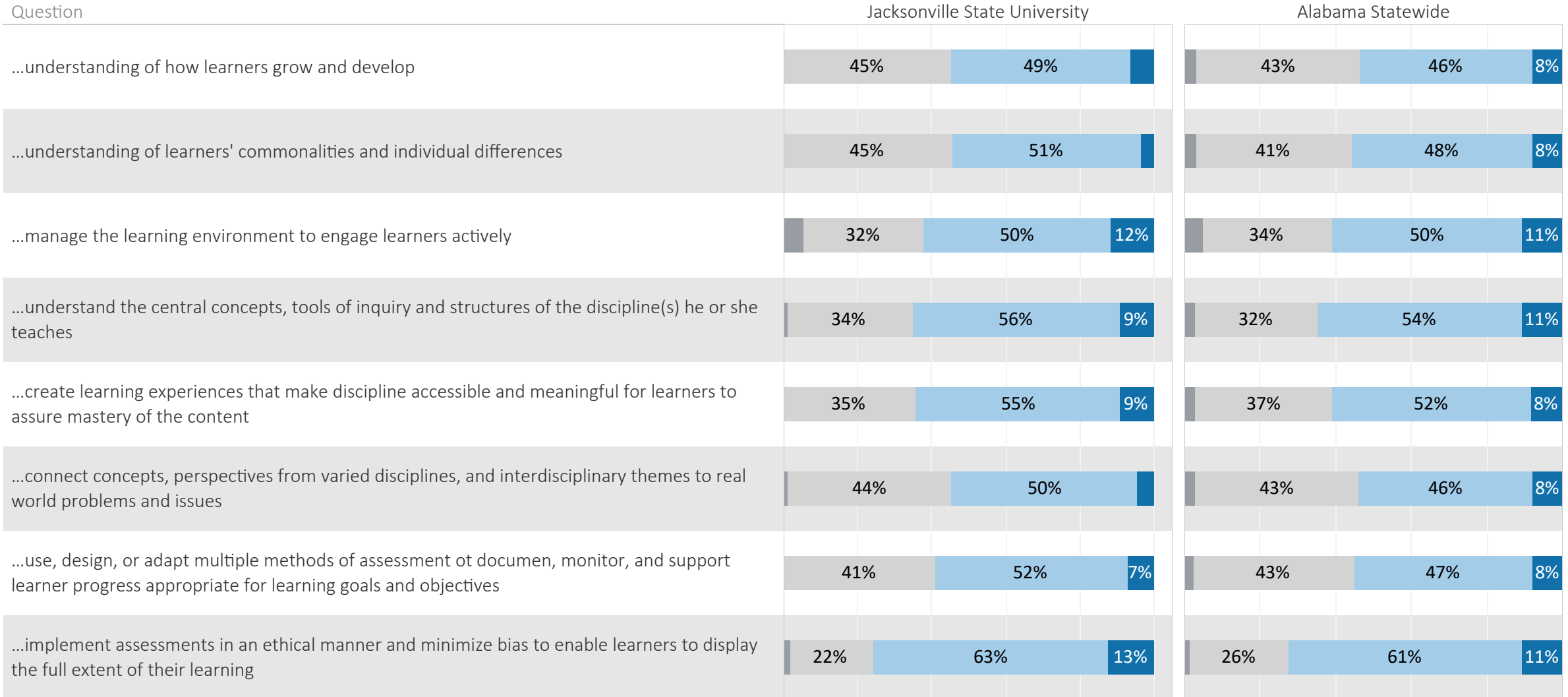


| Question | Jacksonville State University | | Alabama Statewide | |
|---|-------------------------------|-----|-------------------|-----|
| ...plan instruction based on information from formative and summative assessments as well as other sources and systematically adjust plans to meet each student's learning needs | 43% | 54% | 48% | 49% |
| ...understand and use a variety of instructional strategies and make learning accessible to all learners | 39% | 58% | 46% | 51% |
| ...encourage learners to develop deep understanding of content areas, make connections across content, and apply content knowledge in meaningful ways | 43% | 53% | 47% | 49% |
| ...use evidence to continually evaluate the effects of my decisions on others and adapt my professional practices to better meet learners' needs | 48% | 49% | 51% | 45% |
| ...practice the profession in an ethical manner | 26% | 72% | 33% | 66% |
| ...collaborate with others to build a positive learning climate marked by respect, rigor, and responsibility | 34% | 64% | 39% | 59% |
| ...engage learners in critical thinking, creativity, collaboration, and communication to address authentic local and global issues | 39% | 59% | 48% | 49% |
| ...use assessment to engage learners in their own growth | 41% | 54% | 49% | 46% |
| ...select, create, and sequence learning experiences and performance tasks that support learners in reaching rigorous curriculum goals based on content standards and cross-disciplinary skills | 46% | 49% | 52% | 43% |
| ...plan instruction by collaborating with colleagues, specialists, community resources, families and learners to meet individual learning needs | 41% | 54% | 46% | 49% |

| Question | Jacksonville State University | | | | Alabama Statewide | | | |
|---|-------------------------------|-----|--|-----|-------------------|-----|--|-----|
| ...engage in continuous professional learning to more effectively meet the needs of each learner | | 40% | | 57% | | 45% | | 52% |
| ...collaborate with learners, families, colleagues, other school professionals, and community members to ensure learner growth. | | 44% | | 51% | | 46% | | 49% |
| ...seek appropriate leadership roles and opportunities that would allow me to take responsibility for student learning and to advance in the profession | | 44% | | 51% | | 48% | | 46% |

Responses to the First-Year Teacher Survey created by the
Alabama Association of Colleges for Teacher Education
Jacksonville State University - Employer Responses

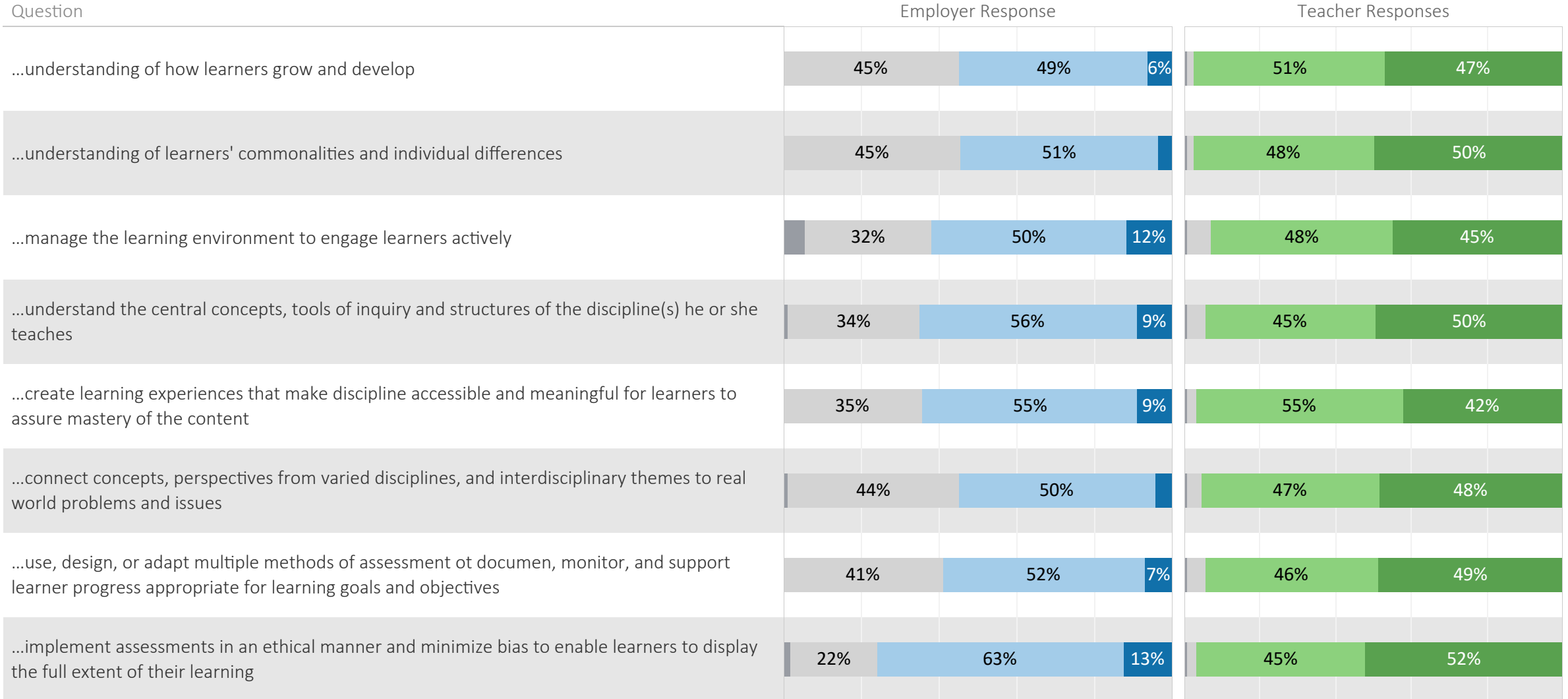
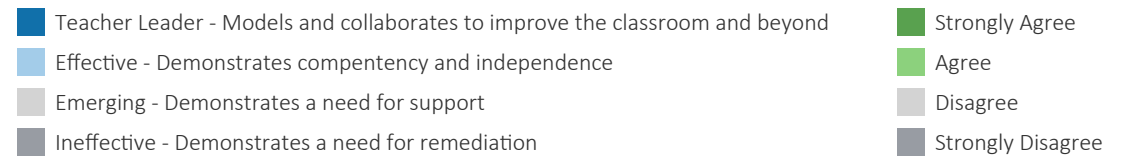
- Teacher Leader - Models and collaborates to improve the classroom and beyond
- Effective - Demonstrates competency and independence
- Emerging - Demonstrates a need for support
- Ineffective - Demonstrates a need for remediation



| Question | Jacksonville State University | | | Alabama Statewide | | |
|---|-------------------------------|-----|-----|-------------------|-----|-----|
| ...plan instruction based on information from formative and summative assessments as well as other sources and systematically adjust plans to meet each student's learning needs | 38% | 53% | 10% | 40% | 49% | 8% |
| ...understand and use a variety of instructional strategies and make learning accessible to all learners | 30% | 58% | 11% | 32% | 54% | 12% |
| ...encourage learners to develop deep understanding of content areas, make connections across content, and apply content knowledge in meaningful ways | 40% | 53% | 7% | 40% | 49% | 8% |
| ...use evidence to continually evaluate the effects of my decisions on others and adapt my professional practices to better meet learners' needs | 39% | 52% | 8% | 39% | 49% | 9% |
| ...practice the profession in an ethical manner | 9% | 68% | 22% | 12% | 67% | 20% |
| ...collaborate with others to build a positive learning climate marked by respect, rigor, and responsibility | 32% | 55% | 12% | 30% | 54% | 13% |
| ...engage learners in critical thinking, creativity, collaboration, and communication to address authentic local and global issues | 35% | 54% | 8% | 41% | 47% | 9% |
| ...use assessment to engage learners in their own growth | 38% | 57% | | 38% | 51% | 9% |
| ...select, create, and sequence learning experiences and performance tasks that support learners in reaching rigorous curriculum goals based on content standards and cross-disciplinary skills | 41% | 50% | 8% | 40% | 47% | 10% |
| ...plan instruction by collaborating with colleagues, specialists, community resources, families and learners to meet individual learning needs | 31% | 60% | 8% | 32% | 54% | 11% |

| Question | Jacksonville State University | | | Alabama Statewide | | |
|--|-------------------------------|-----|-----|-------------------|-----|-----|
| ...engage in continuous professional learning to more effectively meet the needs of each learner | 26% | 62% | 11% | 29% | 58% | 10% |
| ...collaborate with learners, families, colleagues, other school professionals, and community members to ensure learner growth. | 32% | 58% | 9% | 31% | 53% | 12% |
| ...seek appropriate leadership roles and opportunities that would allow me to take responsibility for student learning and to advance in the profession | 40% | 50% | 7% | 40% | 46% | 10% |
| ...has deep knowledge of current and emerging state initiatives and programs including, but not limited to the Alabama Reading Initiative (ARI); the Alabama Math, Science and Technology Initiative (AMSTI); Alabama Learning Exchange (ALEX); and Alabama Connecting Classrooms, Edu.. | 55% | 35% | | 54% | 35% | |
| ...possesses knowledge of Alabama's state assessment system | 50% | 44% | | 47% | 44% | 7% |
| ...integrates Alabam-wide programs and initiatives into the curriculum and instructional process. | 48% | 46% | | 47% | 44% | |
| ...communicates with students, parents, and the public about Alabama's assessment system and major Alabama educational improvement initiatives. | 54% | 38% | | 52% | 36% | |
| ...understands the expectations of the profession including the Alabama Educator Code of Ethics, the NASDTEC Model of Code of Ethics for Educators (MCEE), professional standards of practice, and relevant law and policy. | 27% | 63% | 9% | 26% | 60% | 12% |

Responses to the First-Year Teacher Survey created by the
Alabama Association of Colleges for Teacher Education
Jacksonville State University - Employer and Teacher Responses



| Question | Employer Response | | | Teacher Responses | |
|---|-------------------|-----|-----|-------------------|-----|
| ...plan instruction based on information from formative and summative assessments as well as other sources and systematically adjust plans to meet each student's learning needs | 38% | 53% | 10% | 43% | 54% |
| ...understand and use a variety of instructional strategies and make learning accessible to all learners | 30% | 58% | 11% | 39% | 58% |
| ...encourage learners to develop deep understanding of content areas, make connections across content, and apply content knowledge in meaningful ways | 40% | 53% | 7% | 43% | 53% |
| ...use evidence to continually evaluate the effects of my decisions on others and adapt my professional practices to better meet learners' needs | 39% | 52% | 8% | 48% | 49% |
| ...practice the profession in an ethical manner | 9% | 68% | 22% | 26% | 72% |
| ...collaborate with others to build a positive learning climate marked by respect, rigor, and responsibility | 32% | 55% | 12% | 34% | 64% |
| ...engage learners in critical thinking, creativity, collaboration, and communication to address authentic local and global issues | 35% | 54% | 8% | 39% | 59% |
| ...use assessment to engage learners in their own growth | 38% | 57% | 5% | 41% | 54% |
| ...select, create, and sequence learning experiences and performance tasks that support learners in reaching rigorous curriculum goals based on content standards and cross-disciplinary skills | 41% | 50% | 8% | 46% | 49% |
| ...plan instruction by collaborating with colleagues, specialists, community resources, families and learners to meet individual learning needs | 31% | 60% | 8% | 41% | 54% |

| Question | Employer Response | | | Teacher Responses | | |
|---|-------------------|-----|-----|-------------------|-----|--|
| ...engage in continuous professional learning to more effectively meet the needs of each learner | 26% | 62% | 11% | 40% | 57% | |
| ...collaborate with learners, families, colleagues, other school professionals, and community members to ensure learner growth. | 32% | 58% | 9% | 44% | 51% | |
| ...seek appropriate leadership roles and opportunities that would allow me to take responsibility for student learning and to advance in the profession | 40% | 50% | 7% | 44% | 51% | |