

*2015-2016 QUICK FACTS



* SCHOOL PERSONNEL 2015-2016 *

FULL-TIME EQUIVALENT UNLESS OTHERWISE INDICATED

Superintendents	135
Assistant/Deputy Supts. and/or Admin. Assistants	95
Principals and Assistant Principals	2,621
Supervisors	369
Teachers	46,349
Counselors	1,771
Librarians	1,328
Other Certificated	2,751
Support Personnel	36,738
TOTAL	91,157

TEACHER PROFILE	BREAKDOWN	
Male	White	36,509
Female	Black	9,067
TOTAL	Asian	118
	American Indian	115
	Hispanic	331
	Unknown or Not Reported	340

PROFESSIONAL DEGREES AND ALTERNATE CERTIFICATES - ALL SCHOOLS

6-Year Doctorate	4,253	Not Specified	381
Master's	30,446	Alternative	595
Bachelor's	19,435	Emergency	291

* STUDENT ASSESSMENT 2014-2015 *

Aspire Assessment Percentage Proficient by Subject and Grade

Subject	Grade					
	3	4	5	6	7	8
Reading	35%	38%	34%	43%	34%	44%
Math	54%	48%	43%	50%	33%	27%
Science	N/A	N/A	37%	N/A	33%	N/A

10th Grade AGT Plan Assessment - Percentage Proficient by Subject

English 58% Math 20% Science 24%

ACT Scores 2015 (Public) Alabama 19.1 U.S. 21.0

* ALABAMA STATE BOARD OF EDUCATION *

DISTRICT	MEMBER	TERM EXPIRES
President	Gov. Robert Bentley	2019
District 1	Matthew S. Brown, J.D.	2017
District 2	Betty Peters	2019
District 3	Stephanie Bell	2017
District 4	Yvette M. Richardson, Ed.D., Vice President	2019
District 5	Ella B. Bell	2017
District 6	Cynthia McCarty, Ph.D.	2019
District 7	Jeff Newman	2017
District 8	Mary Scott Hunter, J.D., President Pro Tem	2019

Interim State Superintendent of Education and
Secretary and Executive Officer - Philip C. Cleveland



* GRADUATION RATES *

Graduation Year	2013-2014	2014-2015
Graduation Rate	86%	89%
Cohort Year*	2010-2011	2011-2012

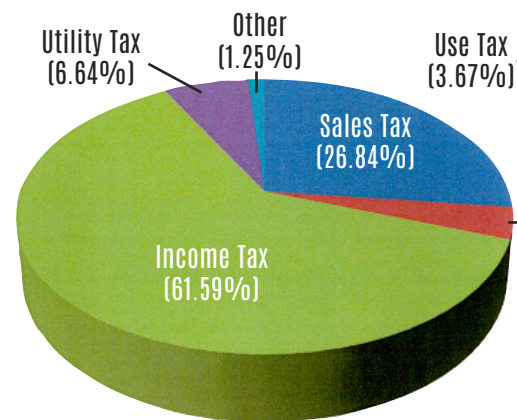
*Cohort year is determined when students enter ninth grade for the first time.

* ALABAMA PUBLIC SCHOOLS 2015-2016 *

Local School Systems	137
Total Public Schools	1,467
Elementary	1,063
Middle	522
Junior High	214
Senior High	499
Career/Technical Centers	63

NOTE: A school with multiple grade levels may be represented in more than one category. For example: a school with Grades K-12 contains elementary, junior high, and high school levels and would be counted in each school category. Therefore, the breakdown totals of school categories are greater than the total number of public schools within Alabama

* FINANCIAL DATA FY 2015 *



Income Tax	(61.59%)	\$3.7B
Sales Tax	(26.84%)	\$1.6B
Utility Tax	(6.64%)	\$401.7M
Use Tax	(3.67%)	\$222M
Other	(1.25%)	\$75M

Source:
A Legislator's Guide to
Alabama's Taxes,
published by the Legislative
Fiscal Office

* PUBLIC SCHOOL SIZE AND ENROLLMENT *

2015-2016

ALL GRADES	Grade Range	Enrollment
System Size: 50,000 + Enrollment: 57,581 (1 System)	Pre-K	13,330
	Kindergarten	55,616
	Elementary (1-5)	286,901
	Middle (6-8)	165,864
	High (9-12)	222,182
	Total	743,893
System Size: 25,000 - 49,999 Enrollment: 97,733 (3 Systems)	Gender	Enrollment
	Male	381,225
	Female	362,668
System Size: 10,000 - 24,999 Enrollment: 151,959 (9 Systems)	Race/Ethnicity	Enrollment
	White	413,696
	Black	247,268
	Hispanic	50,732
	Asian	10,443
System Size: 5,000 - 9,999 Enrollment: 202,357 (26 Systems)	Pacific Islander	671
	Indian	6,566
	Multi-Race	14,510
	NA	0
System Size: 1,000 - 4,999 Enrollment: 231,355 (94 Systems)		
System Size: < 1,000 Enrollment: 2,908 (4 Systems)		

* GRADUATION REQUIREMENTS * 2015-2016

ALABAMA HIGH SCHOOL DIPLOMA

English Language Arts - 4 credits to include:

- English 9
- English 10
- English 11
- English 12

Equivalent/substitute options may include: Advanced Placement/International Baccalaureate/postsecondary courses/SDE-approved courses

Mathematics - 3 credits to include:

- Algebra I or its equivalent/substitute
- Geometry or its equivalent/substitute
- Algebra II w/Trigonometry or Algebra II, or its equivalent/substitute

One credit from:

Alabama Course of Study: Mathematics or equivalent/substitute courses from Career and Technical Education/Advanced Placement/International Baccalaureate/postsecondary courses/SDE-approved courses

Science - 2 credits to include:

- Biology
- A physical science (Chemistry, Physics, Physical Science)
- Equivalent/substitute options may include: Career and Technical Education/Advanced Placement/International Baccalaureate/postsecondary courses/SDE-approved courses.

Two credits from:

Alabama Course of Study: Science or equivalent/substitute courses from Career and Technical Education/Advanced Placement/International Baccalaureate/postsecondary courses/SDE-approved courses.

Social Studies - 4 credits to include:

- World History
- United States History I
- United States History II
- United States Government
- Economics

Equivalent/substitute options may include: Advanced Placement/International Baccalaureate/postsecondary courses/SDE-approved courses

3 credits of Career and Technical Education and/or Foreign Language and/or Arts Education

1 credit Career Preparedness

1 credit Lifelong Individualized Fitness Education (LIFE) or one JROTC Credit

1/2 credit of Health Education

2 1/2 elective credits

TOTAL: 24 credits

* STATE STATISTICS 2014-2015 *

Total State Population, 2015 Estimate 4,858,979

Source: U.S. Census Bureau

Fall Enrollment 2014-2015 733,089

Expenditures per Student 2014-2015 \$9,098

Alabama's Rank Among the States 2014-2015

Percentage of revenue for public elementary and secondary schools:

	State Average	U.S. Average	State Rank
Federal	10.9%	9.63%	18th
State	55.5%	48.46%	17th
Local	33.6%	41.86%	36th

* SCHOOL MEALS 2015-2016 *

Total Number of Meals Served 133,277,716

Breakfasts

Free	(83%)	36,677,481
Reduced	(4%)	1,754,262
Paid	(13%)	5,586,293
Total		44,018,036

Lunches

Free	(71%)	62,096,220
Reduced	(5%)	4,637,106
Paid	(24%)	20,857,908
Total		87,591,234

After-School Snack Program

Free	(95%)	1,588,445
Reduced	(0%)	4,201
Paid	(5%)	75,800
Total		1,668,446

Note: Seamless Summer figures are not included

* ADDITIONAL ENROLLMENT *

Special Education from Oct. 1, 2015, Child Count*

Gifted students 61,145

Children w/disabilities (ages 3-21) 84,280

*Child Counts are taken annually in October. Finalized data are released the following April.

* ELL STUDENTS 2014-2015 *

Number of all LEP Students in the State: 21,918

Most Common Languages Spoken in the State:

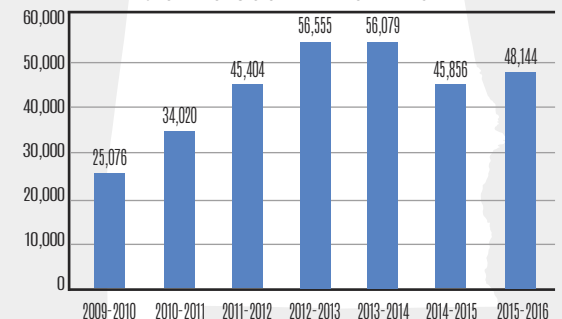
Spanish: Castilian	17,160	Chinese	415
Arabic	472	Vietnamese	350
Korean	512		

Source: Consolidated State Performance Report (CSPR), SY2015

* ACCESS VIRTUAL LEARNING *

The Alabama Connecting Classrooms, Educators, and Students Statewide Virtual Learning Initiative provides Alabama public school students in Grades 8-12 "equal access to high-quality instruction to improve student achievement."

GROWTH OF 0.5 CREDIT ENROLLMENTS



As enrollments continue to grow so does the number of active teachers, schools involved, and courses taken.

* CAREER AND TECHNICAL EDUCATION * ENROLLMENT 2015-2016

CLUSTER	ENROLLMENT
Agriculture, Food & Natural Resources	34,295
Architecture & Construction	16,552
Arts, A/V Technology & Communications	3,781
Business, Management & Administration	107,410
Education & Training	3,160
Finance	52,772
Government & Public Administration	18,381
Health Science	26,245
Hospitality & Tourism	6,913
Human Services	54,757
Information Technology	4,198
Law, Public Safety, Corrections & Security	4,340
Manufacturing	3,188
Marketing, Sales, & Services	51,176
Science, Technology, Engineering & Math	17,231
Transportation, Distribution & Logistics	8,880
General Career and Technical Education	23,274
TOTAL	436,553

* TRANSPORTATION 2015-2016 *

Daily Route Miles 472,866

Annual Route Miles 85,115,880


Students Transported Daily 366,944

Total School Buses 9,504

Average Number of Students Per Bus 49

Annual Cost Per Transported Student \$946.15

Gallons of Fuel Used Per Day 69,345



* QUICK FACTS 2015-2016

ALABAMA STATE DEPARTMENT OF EDUCATION
PHILIP C. CLEVELAND, ED.D.,
INTERIM STATE SUPERINTENDENT OF EDUCATION
AUGUST 2016

The Alabama State Board of Education and the Alabama State Department of Education do not discriminate on the basis of race, color, disability, sex, religion, national origin, or age in their programs, activities, or employment and provides equal access to the Boy Scouts and other designated youth groups. The following person is responsible for handling inquiries regarding the non-discrimination policies: Title IX Coordinator, Alabama State Department of Education, PO Box 302101, Montgomery, AL 36130-2101, telephone (334) 242-8165.



AUGUST 2016