



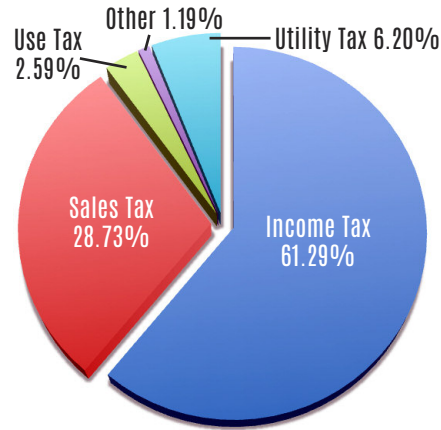
2016-2017 QUICK FACTS

ALABAMA STATE DEPARTMENT OF EDUCATION

ALABAMA STATE BOARD OF EDUCATION MEMBERS

MEMBER	TERM EXPIRES
President - Gov. Robert Bentley	2019
District 1 - Jackie Zeigler	2021
District 2 - Betty Peters	2019
District 3 - Stephanie Bell	2021
District 4 - Yvette M. Richardson, Ed.D., Vice President	2019
District 5 - Ella B. Bell	2021
District 6 - Cynthia McCarty, Ph.D.	2019
District 7 - Jeff Newman	2021
District 8 - Mary Scott Hunter, J.D., President Pro Tem	2019
State Superintendent of Education and Secretary and Executive Officer - Michael Sentance, J.D., LL.M.	

FINANCIAL DATA FY 2016



Income Tax	(61.29%)	\$3.7B
Sales Tax	(28.73%)	\$1.7B
Utility Tax	(6.20%)	\$376.6M
Use Tax	(2.59%)	\$157.1M
Other	(1.19%)	\$72.2M

Source: A Legislator's Guide to Alabama's Taxes, published by the Legislative Fiscal Office

ALABAMA PUBLIC SCHOOLS 2015-2016

Local School Systems	137
Total Public Schools	1,467
Elementary	1,067
Middle	526
Junior High	214
Senior High	500
Career/Technical Centers	63

NOTE: A school with multiple grade levels may be represented in more than one category. For example: a school with Grades K-12 contains elementary, junior high, and high school levels and would be counted in each school category. Therefore, the breakdown totals of school categories are greater than the total number of public schools within Alabama.

SCHOOL PERSONNEL 2016-2017

FULL-TIME EQUIVALENT UNLESS OTHERWISE INDICATED

Superintendents	134
Assistant/Deputy Supts. and/or Admin. Assistants	98
Principals and Assistant Principals	2,635
Supervisors	370
Teachers	46,539
Counselors	1,786
Librarians	1,324
Other Certificated	2,679
Support Personnel	35,712
TOTAL	91,277

TEACHER PROFILE	BREAKDOWN
Male	9,599
Female	36,940
TOTAL	46,539
White	36,554
Black	9,015
Asian	125
American Indian	112
Hispanic	310
Unknown or Not Reported	422

STUDENT ASSESSMENT 2014-2015

Aspire Assessment Percentage Proficient by Subject and Grade

	Gr. 3	Gr. 4	Gr. 5	Gr. 6	Gr. 7	Gr. 8
Reading	35%	38%	34%	43%	34%	44%
Math	54%	48%	43%	50%	33%	27%
Science	N/A	N/A	37%	N/A	33%	N/A

10th Grade ACT Plan Assessment Percentage Proficient by Subject

English	58%	Math	20%	Science	24%
---------	-----	------	-----	---------	-----

ACT Scores 2015 (Public) Alabama 19.1 U.S. 21.0

GRADUATION RATES

Graduation Year	2013-2014	2014-2015
Graduation Rate	86%	89%
Cohort Year*	2010-2011	2011-2012

*Cohort year is determined when students enter ninth grade for the first time.

PUBLIC SCHOOL SIZE AND ENROLLMENT 2016-2017

Grade Range	Enrollment
Pre-K	14,755
Kindergarten	55,474
Elementary (1-5)	286,482
Middle (6-8)	165,581
High (9-12)	222,638
Total	744,930

Gender	Enrollment
Male	382,292
Female	362,638

Race/Ethnicity	Enrollment
White	409,302
Black	245,530
Hispanic	55,403
Asian	10,712
Pacific Islander	769
Indian	6,998
Multi-Race	16,216
NA	-

- = Indicates a cell size of 10 or less in accordance with FERPA regulations.

System Size: 50,000+ enrollment	56,628 (1 System)
System Size: 25,000-49,999 enrollment	97,761 (3 Systems)
System Size: 10,000 - 24,999 enrollment	152,339 (9 Systems)
System Size: 5,000 - 9,999 enrollment	207,599 (27 Systems)
System Size: 1,000 - 4,999 enrollment	226,783 (92 Systems)
System Size: <1,000 enrollment	3,820 (5 Systems)

STATE STATISTICS 2015-2016

Total State Population, 2016 Estimate 4,863,300

Source: U.S. Census Bureau

Fall Enrollment 2015-2016 730,175

Expenditures per Student 2014-2015 \$9,098

Expenditures per student for 2015-2016 not yet available.

Fall Enrollment 2014-2015 733,089

Expenditures per Student 2014-2015 \$9,098

Alabama's Rank Among the States 2014-2015

Percentage of revenue for public elementary and secondary schools:

	State %	U.S. Average	State Rank
Federal	10.9%	9.63%	18th
State	55.5%	48.46%	17th
Local	33.6%	41.86%	36th


TRANSPORTATION 2016-2017



Daily Route Miles	481,416
Annual Route Miles	86,654,880
Students Transported Daily	362,567
Total School Buses	9,474
Average Number of Students Per Bus	47
Annual Cost Per Transported Student	\$991.52
Gallons of Fuel Used Per Day	70,248

CAREER AND TECHNICAL EDUCATION ENROLLMENT 2015-2016

CLUSTER	ENROLLMENT
Agriculture, Food & Natural Resources	34,295
Architecture & Construction	16,552
Arts, A/V Technology & Communications	3,781
Business, Management & Administration	107,410
Education & Training	3,160
Finance	52,772
Government & Public Administration	18,381
Health Science	26,245
Hospitality & Tourism	6,913
Human Services	54,757
Information Technology	4,198
Law, Public Safety, Corrections & Security	4,340
Manufacturing	3,188
Marketing, Sales, & Services	51,176
Science, Technology, Engineering & Math	17,231
Transportation, Distribution & Logistics	8,880
General Career and Technical Education	23,274
TOTAL:	436,553



SCHOOL MEALS 2015-2016

Total Number of Meals Served:
133,283,741

Breakfasts		
Free	(83%)	36,678,262
Reduced	(4%)	1,754,282
Paid	(13%)	5,586,367
Total: 44,018,911		

Lunches		
Free	(71%)	62,099,767
Reduced	(5%)	4,637,761
Paid	(24%)	20,858,856
Total: 87,596,384		

After-School Snack Program		
Free	(95%)	1,588,445
Reduced	(0%)	4,201
Paid	(5%)	75,800
Total: 1,668,446		

ADDITIONAL ENROLLMENT

Special Education from Oct. 1, 2015, Child Count*

Gifted students	61,415
Children w/disabilities (ages 3-21)	84,280

*The data reflect the most recent and available Child Count information.

Child Counts are taken annually in October. Finalized data are released the following April.

ELL STUDENTS 2014-2015

Number of all LEP Students in the State: 21,918

Most Common Languages Spoken in the State:

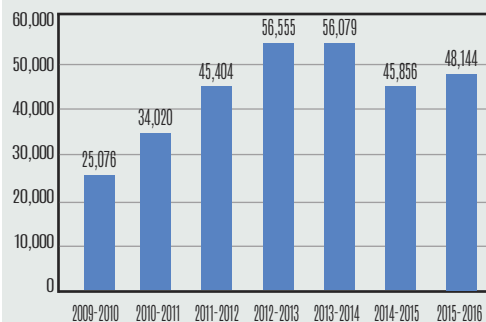
Spanish: Castilian	17,160	Chinese	415
Arabic	472	Vietnamese	350
Korean	512		

Source: Consolidated State Performance Report (CSPR), SY2015

ACCESS VIRTUAL LEARNING

The Alabama Connecting Classrooms, Educators, and Students Statewide Virtual Learning Initiative provides Alabama public school students in Grades 8-12 "equal access to high-quality instruction to improve student achievement."

GROWTH OF 0.5 CREDIT ENROLLMENTS



As enrollments continue to grow so does the number of active teachers, schools involved, and courses taken.

GRADUATION REQUIREMENTS 2016-2017

ALABAMA HIGH SCHOOL DIPLOMA

English Language Arts - 4 credits to include:

- English 9
- English 10
- English 11
- English 12

English Language Arts - credit eligible options may include: Advanced Placement/International Baccalaureate/postsecondary courses/SDE-approved courses.

Mathematics - 3 credits to include:

- Algebra I or its equivalent/substitute
- Geometry or its equivalent/substitute
- Algebra II w/Trigonometry or Algebra II, or its equivalent/substitute

Mathematics-credit eligible options may include: Career and Technical Education/Advanced Placement/International Baccalaureate/postsecondary courses/SDE-approved courses

One credit from:

Alabama Course of Study: Mathematics or mathematics-credit eligible courses from Career and Technical Education/Advanced Placement/International Baccalaureate/postsecondary courses/SDE-approved courses.

Science - 2 credits to include:

- Biology
- A physical science (Chemistry, Physics, Physical Science)
- Science-credit eligible options may include: Advanced Placement/International Baccalaureate/postsecondary courses/SDE-approved courses.

Two credits from:

Alabama Course of Study: Science or equivalent/substitute courses from Career and Technical Education/Advanced Placement/International Baccalaureate/postsecondary courses/SDE-approved courses.

Social Studies - 4 credits to include:

- World History
- United States History I
- United States History II
- United States Government
- Economics

Social Studies-credit eligible options may include: Advanced Placement/International Baccalaureate/postsecondary courses/SDE-approved courses.

3 credits of Career and Technical Education and/or

Foreign Language and/or Arts Education

1 credit Career Preparedness

1 credit Lifelong Individualized Fitness Education (LIFE) or one JROTC Credit

1/2 credit of Health Education

2 1/2 elective credits

TOTAL: 24 credits

QUICK FACTS 2016-2017

ALABAMA STATE DEPARTMENT OF EDUCATION
MICHAEL SENTANCE, J.D., LL.M.
STATE SUPERINTENDENT OF EDUCATION
FEBRUARY 2017

The Alabama State Board of Education and the Alabama State Department of Education do not discriminate on the basis of race, color, disability, sex, religion, national origin, or age in their programs, activities, or employment and provides equal access to the Boy Scouts and other designated youth groups. The following person is responsible for handling inquiries regarding the non-discrimination policies: Title IX Coordinator, Alabama State Department of Education, PO Box 302101, Montgomery, AL 36130-2101, telephone (334) 242-8165.